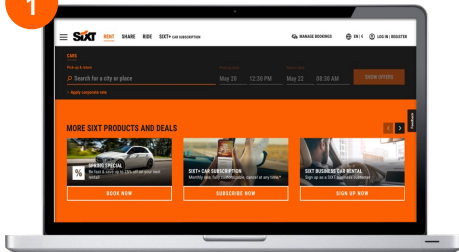


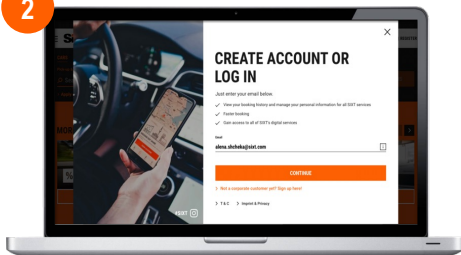
1



GO TO WEBSITE

Open the link in browser: <https://www.sixt.de/>

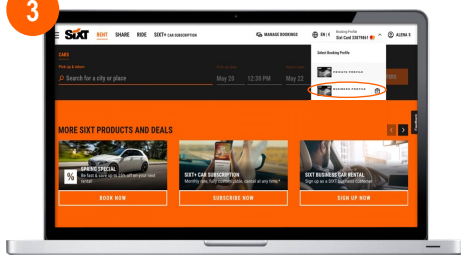
2



LOG IN TO YOUR ACCOUNT

Enter your log in data and forward the log in process.

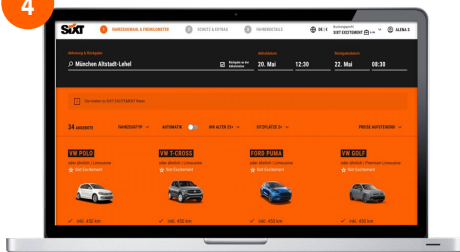
3



SELECT YOUR BUSINESS PROFILE

Select your Business account to forward with your booking.

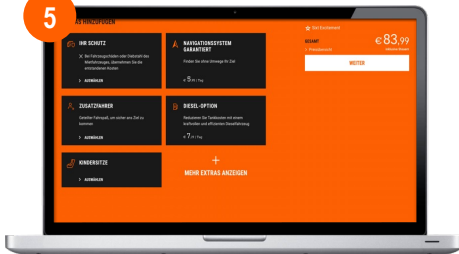
4



ENTER RENTAL DETAILS

Enter your rental details and make sure your Business profile is selected.

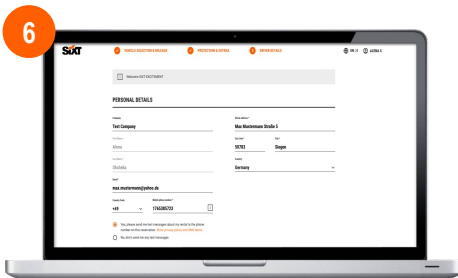
5



CHOOSE PROTECTION AND EXTRAS

Select the requested protection package and extras.

6



COMPLETE RESERVATION

Add your personal data and complete the reservation by clicking on "Book now".

FAQS

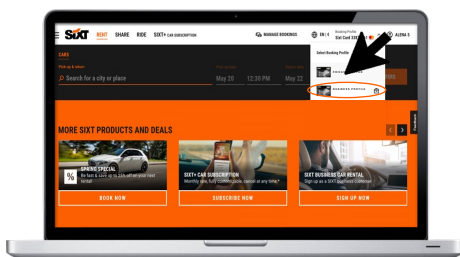
1 WHERE CAN I FIND MY INVOICES?

- To view your invoices, go to Account > My Bookings.
- Then select the relevant booking and scroll down to "Download invoice".

2 HOW DO I SELECT MY BUSINESS PROFILE?

In the first booking step, you can choose between your different profiles and select your business profile:

RENT



3 HOW DO I BOOK THE DELIVERY & COLLECTION SERVICE?

Click on "Search for a city or place" and click on "Delivery and pick-up service". In the next step you will be forwarded to the Delivery & Collection booking flow. Please find more information on the [Business Infopoint](#).

